

Executive Summary

1. Project Background:

We are happy that our village Chichingcherra ADC Village, Manu RD Block has been selected by Indo-German Development Cooperation Project, Tripura for development. Preparation of Village Development Plan (VDP) is a pre-requisite for project implementation. We adopted participatory planning approach for preparing the VDP involving our people from all *paras*, project officials, forest department and other government line departments and NGO representative. This exercise was carried out during October, 2009 to January, 2010. A summary of the VDP is presented below.

The IGDC Project concerns with the socio-economic empowerment of tribal people and rural poor and the protection of natural resources through the development of a participatory management of natural resources. The purpose/objective of the Project is to improve the natural resource conditions supporting enhanced livelihoods of forest dependent communities in 100 villages in the Dhalai and North Tripura Districts. This is to contribute: (1) to the socio-economic development of the population in the target area, especially scheduled tribes, scheduled castes and other minorities, and other backward classes; and (2) to the ecological improvement of natural resources supporting enhanced livelihoods of forest dependent communities.

The main results of the project to be achieved are as follows:

- R1: Effective transparent and participatory planning systems are developed and implemented at village, block and district levels
- R2: Village-based institutions for implementation of an economic development and livelihoods-oriented programme are strengthened
- R3: The land use rights of the villagers after allocation of land as a result of the RFR-Act, 2006 are secured
- R4: The effective management plan of natural resources (including existing JFM areas) is developed, supported and improved

2. Objectives of Village Development Planning:

In order to achieve the project objectives and sustainable socio-economic and natural resources development in the village, the participatory village development planning including the inhabitants of all the constituent *paras* was undertaken with the following objectives:

1. To achieve decentralized participatory village level planning.
2. To strengthen the grassroots level institutions and increase their capacity to take up village development activities.
3. To increase and sustain the household income through undertaking improved methods of land and non-land based income generating activities, with special emphasis on upliftment and empowerment of weaker sections of the society such as women, SCs, STs, shifting cultivators, OBCs and other disadvantaged people.
4. To increase productivity, production and income from the forest land allotted under Right to Forest Act, 2006, so that they are managed sustainably.
5. To involve local people, local institutions and government line departments in holistic and sustainable development of the village, with special emphasis on natural resource management.

3. Village Development Planning Process

- To effectively involve diverse stakeholders such as villagers, line departments, project implementing nodal departments, NGOs and village level institutions in planning process. This would ensure that each of the stakeholders owns the Village Development Plan (VDP), which is crucial for its successful implementation.
- To identify and prioritize the needs of the villagers and plan to fulfill these needs as far as possible with the available resources by the villagers themselves.

4. VDP approach and basic planning Unit

The VDP aimed at meeting the requirements of all the five constituent *paras* of our village addressing cross-sectoral needs. Hence, the basic planning unit for a VDP has been a *para* and all the requirements of the *paras* including those at village level have been reflected in the VDP. Some of these requirements will be met through IGDC intervention and the others will be met by line departments through convergence approach.

5. VDP Process and Methods

We constituted a VDP team in the General Body meeting held on 19th January, 2011 consisting of two representatives (one male and one female) from each *Para*, members/functionaries of village Committee, JFMC and SHG and the officials of forest and other line departments. The team prepared the VDP and would be responsible for its implementation. The methods followed in VDP preparation include two workshops, PRA exercise, Biophysical resources survey, and household questionnaire survey. The data were analyzed using appropriate statistics and GIS wherever applicable by facilitating experts. .

6. Funds requirement for implementing VDP

The total estimated funds requirement for implementation of VDP for 5 years is Rs.378.14 Lakhs. Of this the IGDC component has a share of Rs. 46.46 lakhs and the rests will be met from Convergence mechanism.

7. Summary of salient features of the five *paras* of ChiChichingcherra ADC village

Name of <i>Para</i>	No. of hh	Total population			Average size of hh	Tribe	Main occupation		Subsidiary Occupation	
		M	F	Total			Activity	No. of hh involved	Activity	No. of hh involved
Balya kumar Royaga para	174	310	337	821	4	Chakma	Jhum	20	Livestock	100
							NREGA	135		
							NTFP collection	65		
							Daily wage labour	120		
Subonya Royaga Para	98	121	141	360	4	Chakma Tripuri	Cutting Bamboo	35		
							NREGA	64		
							Daily wage Labour	89	NTFP collection	82
									Livestock	75
Ratha kumar Royaga Para	179	308	330	817	6	Chakma	Jhum	30	Livestock	54
							NREGA	103	NTFP Collection	85
							NTFP collection	85		
							Daily wage Labour	110		
							Setteled Agriculture	15		
Barendra Para	74	189	192	455	65	Chakma	Jhum	8	NTFP collection	40
							NREGA	30		
							Daily wage Labour	46	Livestock	7
Sharat karbari Para	153	290	303	746	4	Chakma, Buddhist	Jhum	25	Livestock	70
							NREGA	101		
							Daily wage Labour	85	NTFP collection	95
Total house hold	678	1218	1303	3199						

8. Land use pattern of the five *paras* of ChiChichingcherra ADC village

Name of <i>Para</i>	Area (ha)							
	Jhum	Forest	Settled agriculture land	Habitation area	Home garden	Plantation	Wet land	Total
Balya kumar Royaga para		60	3.84	10.96	3.5	35	2.88	
Subonya Royaga Para		20	8	7.12	1.2	55	2.56	

Ratha kumar Royaga Para		30		10.4	5	70	4.8	
Barendra Para	6.4	20	Nil	3.68	1.5	6.6	1.44	
Sharat karbari Para	60	20	Nil	8.08	1.5	40	4.48	
Total		150		40.24	12.7	206.6	16.16	

* Excluding area under habitation

9. Available Infrastructure of the Five paras of Chichingcherra ADC village

Name of Para	Infrastructural facilities						
	Drinking water sources (No. or point)	Road (km)	School (No.)	Health Centre (No.)	Electricity (No. of hh with connections)	Anganwari	No. of Check dam/ Water body (Area of water body in ha)
Balya kumar Royaga para	Ring well (4) & Mini deep tube well (1)	Brick soiling (4)	S.B school (1)	1	120hh	1	10 (0.5)
Subonya Royaga Para	Mesonary well (1), Mini deep tube well (2)	Brick soiling (2)	S B School	0	64hh	1	8 (0.48)
Ratha kumar Royaga Para	Stream river.	Break soiling (9)	S.B school (1),J B School(1)	-	20hh	1	10 (1.5)
Barendra Para	Ring well (3)	Brick soiling (3.5)	J. B School(1)	0	12hh	1	6 (0.5)
Sharat karbari Para	Ring well (4)	Brick soiling (4)	0	0	50hh	1	27 (0.32)

Analysis of Problems and Needs of the Five paras of Chichingcherra ADC Village

Name of Para	Problems (in order of priority)	Requirements	Quantity	
Balya kumar Royaga para	Drinking water	Ring well (No.)	2	
	Electricity	House hold connection	17hh	
	Education	J. B Shool	1	
	House	IAY	15units	
	Health	Sub center Staff	1	
	Plantation	Horti-forestry plantation		1.87ha (Arecanut, Coconut, Banana,)
		Fuel wood (Ban mala, Naichha)		103.8ha.
Bamboo (Muli, Dalu, Barak,)			16.802ha (11.87ha, 2.74ha, 2.192ha,)	

		Timber-	1.6 ha
	Livestock	Training	20 persons
	Income generation activities (No. of programs/ No. of person)	Capacity building training	4/30
Subony a Royaga Para	Drinking water	Ring well (No.)	2
	Job Card	Job Card	25 nos
	Livestock	45hh	Piggery, Poultry, Goatery, Milk cow
	Electricity connection	House hold connection	25Nos.
	Plantation	Horti-forestry (Arecanut, Coconut, Banana)	1.01ha (0.09ha, 0.85ha, 0.07ha)
		Bamboo (Muli, Rupai,)	6.76ha (6.17ha, 0.59ha)
		Timber	1 ha
Fuel wood		84.72 ha	
Income generation	Capacity building training	5/32	
Ratha kumar Royaga Para	Drinking water	Ring well	2 points
	Road	Kachaa road	0.5km
	Electricity	Electricity connection	34hh
	Income generation	Capacity building training	5/70
	Plantation	Bamboo (Muli, Mirtinga Rupai)	23.74ha (9.88ha, 9.53ha, 4.33ha)
		Fuel wood	126.2 ha
		Timber	3.75 ha
Horti-forestry (Arecanut, Coconut, Litchi, Banana)		1.97ha (0.9ha, 0.68ha, 0.09ha, 0.3ha)	
Barendr a Para	Drinking water	Ring well	2 Nos.
	Electricity connection	Household connection	34 hh
	Health	Health camp	2Nos./year
	Job Card		16 nos
	Plantation	Bamboo (Muli, Dalu, Barak)	3.97ha (3.06ha, 0.61ha, 0.3ha,)
		Timber	1.25ha
		Fuel wood	49.15 ha
Horticulture plantation (Arecanut, coconut, Banana, Lichi, Kathal)		0.48ha (0.18ha, 0.18ha, 0.04ha, 0.04ha, 0.04ha)	
Income generation	Capacity building training	2/20	
Sharat karbari Para	Drinking water	Ring well,	1No
	Bridge	Foot Brigde	50mt
	Electricity connection	House hold connection	51hh
	Health	Health camp	2Nos./year
	Food security	Piggery	5 units

		Poultry Goatery Milk Cow	10 unit 5 units 2 units
Training		Capacity building training Piggery Fishery	2/12 2No. 2 No.
Plantation		Bamboo(Muli, Rupai, Jai, Powra) Timber Fuel wood Horticulture(Banana, Moringa, Arecanut, Coconut, Kathal)	5.98ha (3.29ha, 0.67ha, 2.02ha,) 1.66ha 107.9 ha. 1.88ha (0.5ha, 0.04ha, 0.9h, 0.42ha, 0.02ha)
Electricity		House hold connection.	51hh
Health		Health camp	2Nos./year

10. Activities Planned and the physical and financial outlays as per Project components for the implementation of VDP

The materials in this section have been presented under three heads

- i) Total budgetary requirement
- ii) Contributions by IGDC, villagers and convergence
- iii) Budgetary requirements for health and education

i) Total budgetary requirement

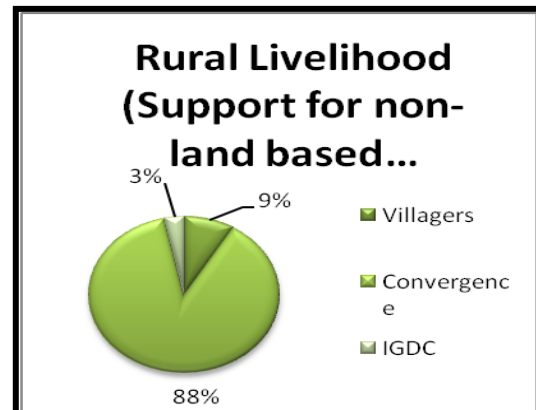
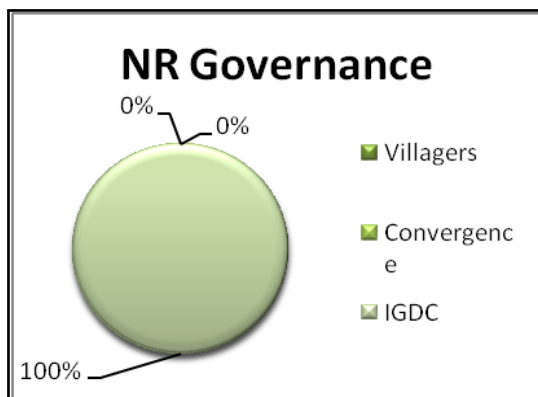
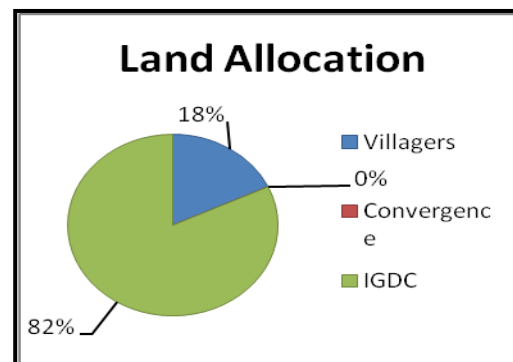
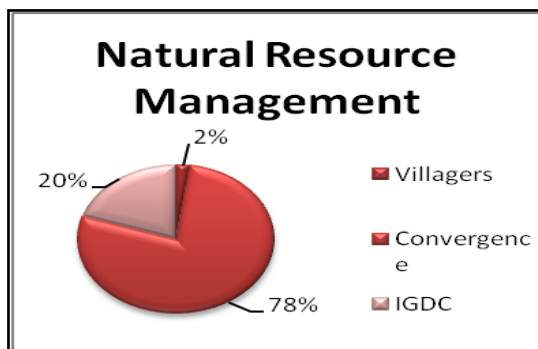
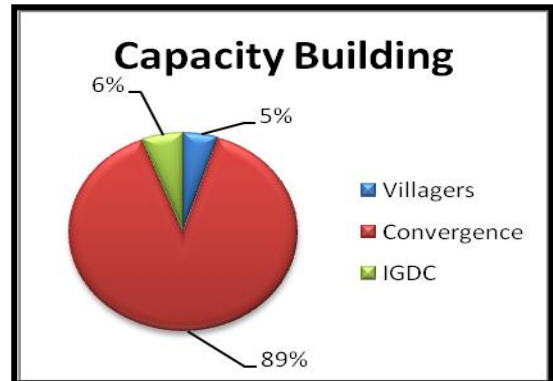
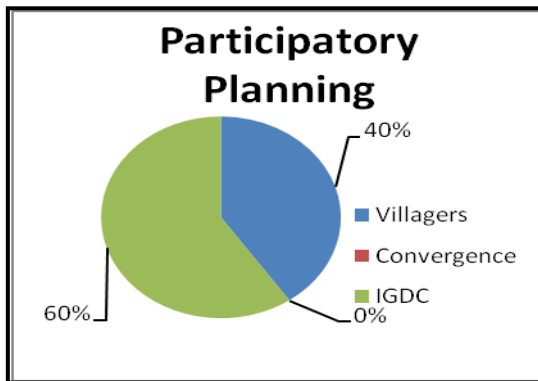
Various activities planned and physical and financial outlays as per Project components of VDP have been summarized in the following Table and Figures. The total budgetary requirement is estimated at Rs. 37813854 /-Contributions by IGDC, villagers and convergence

Out of this the contribution to be made by IGDC is Rs. 4646087/- (12%) by villagers is Rs. 1287040/-(4%) ; this amount far exceeds the requirement contemplated in the project i.e. 10% of the total investment of the IGDC project in the village. The contribution through convergence is estimated at Rs. 31880727/- (84%).

Component	Total	Villagers	Convergence	IGDC
Participatory Planning	0.42	0.16	0	0.26
Capacity Building	108.91	4.05	100.07	4.79
Land Allocation	6.13	1.0	0	5.13
Natural Resource Management	133.52	3.79	95.06	34.67
Rural Livelihood (Support for non-land based activities)	129.07	3.88	123.68	1.51
NR Governance	0.1	0	0	0.1
Employment Generation	621.92	0	56.58	25.34
Total	378.15	12.88	318.81	46.46
Percentage (%)		4	84	12

Note: * Total shown above is exclusive of the amount shown against employment generation as it is built up with other component and is not stand alone

Charts Showing component wise contribution by different stake holders:



Activities Planned
11. 1. Participatory Planning

Activity	No. of persons/unit	No. of days (persons or ha. per unit)	Rate per unit (Rs.)	Total		Villagers Contribution		Convergence		IGDC	
				Physical	Financial (Rs)	Physical	Financial (Rs)	Physical	Financial (Rs)	Physical	Financial (Rs)
JFMC Members (TOT)	3	5	250	15	5,250	3x5	1,500	0	0	15	3,750
JFMC Community worker	1	12	150	12	5,400	12x3	3,600	0	0	12	1,800
Participation of villagers for VDP preparation	0	0	0	31x3	9,300	31x3	9,300	0	0	0	0
JFMC meetings for VDP	1	7	500	7	4,200	7	700	0	0	7	3,500
JFMC signboard	2	2	4,000	2	4,000	0	0	0	0	1	4,000
Department frontline staff allowance	2	12	250	24	6,000	0	0	0	0	24	6,000
JFMC Capacity building for VDP preparation	2	2	500	4	2,400	2x2	400	0	0	4	2000
Periodic monitoring by project cell					3000					1	3,000
Translating and Bengali printing	1	10	200	10	2000	0	0	0	0	10	2000
Total					41,550		15,500		0		26,050
Percentage (%)							37				63

No ii) The contribution by the villagers mostly in the form of daily wages has been estimated at the rate of Rs 100/ person / day; this is the minimum daily wage rate prevalent in the project area.
te: CB=Capacity Building

11.2. Capacity Building

Activity	No. of programmes	Duration (days)	No. of participants/ Programme	Cost per participant or unit	Total		Villagers contribution			Convergence		IGDC	
					Physical	Financial (Rs)	Cost per unit (Rs.)	Physical	Financial (Rs)	Physical	Financial (Rs)	Physical	Financial (Rs)
JFMC formation, activation	1	5	1	500	5	7,500	100	5x1	5,000	0	0	5	2,500
SHG formation activation	4	3	1	500	12	72000	100	3x4	12000	0	0	12	6,000
TFD Input (allowances)	1	5	1	250	5	1250	0	0	0	0	0	5	1250
Capacity building for implementation of BDP	4	15	1	500	60	34,000	100	40x1	4000	0	0	60	30,000
Cluster-based business plan development training of SHG members	1	5	1	1000	5	5,500	100	5 x 1	5,00	0	0	5	5,000
Long-term Weaving/ Carpentry	4	180	1	250	720	1,80,000	0	0	0	720	1,80,000	0	0
Technical CB for SHGs(NRM based activities including value addition for SHG- Mechanized agarbati stick making and Broom making)	5	3	4	250	60	62,000	100	60	20,00	0	0	60	60,000
Exposure visit for SHG members	4	7	1	250	28	58,800	100	28	2800	0	0	28	56,000

Village activities support for SHGs (TFD staff allowance)	1	2	1	250		2000							2,000
Exposure visit for JFMC members	1	7	10	1,000	70	42000	100	7x10	7,000	0	0	70	35,000
Support to ITI in developing their training infrastructure incl hostel	1	1	1	2000	1	2100	100	1	100	0	0	1	2000
CB for local leaders	4	1	1	250	4	1,000	0	0	0	0	0	4	1,000
Exposure visit for VDPIC members	1	7	10	500	70	42,000	100	7x10	7,000	0	0	70	35,000
CB for VC official/Secretary	4	1	1	250	4	1,000	0	0	0	0	0	4	1,000
Capacity building for JFM village women	5	2	4	250	40	10,000	0	0	0	0	0	40	10,000
Seed money for 1st round SHG production													
i)Piggery				9,800	5	408550	71910	5	359550	0	0	5	49000
ii)Goatery				6,300	2	16,600	2000	2	4000	0	0	1	12,600
iii)Poultry				1,100	10	22000	1100	10	11000	0	0	5	11000
JFMC level infrastructure (EPA)													
i) Mini deep tube well				500000	5	2500000	0	0	0	5	2500000	0	0
ii)Drinking water-Masonry well				2,00,000	7	14,00,000	0	0	0	7	14,00,000	0	0
iii)Mark-III				1,25,000	1	1,25,000	0	0	0	1	1,25,000	0	0
v)Check dam for drinking water (No.)				1,20,000	5	6,00,000	0	0	0	5	6,00,000	0	0

vi) Electricity- House hold connection				1,800	168	302400	0	0	0	168	302400	0	0
ix) Road (km)				7,00,000	3	2100000	0	0	0	3	2100000	0	0
x) Health sub-center				1500000	2	30,00,000	0	0	0	2	30,00,000	0	0
xi) Health camp				50000	10	500000	0	0	0	5	500000	0	0
Minor equipment for value addition at village level/Revolving fund/seed money				1000000	1	1,00,000	0	0	0	0	0	1	1,00,000
Total				1732		11539200			412450		10707400	809	419350
Percentage %									4		91		5

11.3 Land Allocation

Activity	No. of programmes	No. of days	No. of persons	Cost / Person day or unit	Total		Villagers Contribution		Convergence		IGDC	
					Physical	Financial (Rs)	Physical	Financial (Rs)	Physical	Financial (Rs)	Physical	Financial (Rs)
Training on GPS methods and survey methods (person days)	1	5	15	500	75	37500	0	0	0	0	50	37,500

Capacity building IGA-training on nursery, medicinal plants etc(person days)	2	2	100	500	4	2,40,000	4x100	40,000	0	0	300	200,000
Awareness raising among the allottees and committee members(person days)	1	1	100	250	100	35000	100	10,000	0	0	75	25000
Livelihood training(Piggery, fishery and Poultry) (person days)	5	1	100	500	500	3,00,000	500	50,000	0	0	750	2,50,000
Total						6,12,500		100000		0		5,12,500
%								16.3		0		83.7

Note i) The contribution by the villagers mostly in the form of daily wages has been estimated at the rate of Rs 100/ person / day; this is the minimum daily wage rate prevalent in the project area.

11.4 NRM

Activity	Total			Villagers contribution		Convergence		IGDC	
	Physical (ha)	Cost per ha. (Rs.)	Financial (Rs.)	Physical (mandays)	Financial (Rs.)*	Physical (ha)	Financial (Rs.)	Physical (ha)	Financial (Rs.)
Horti-Forestry (ha)	140	30,200	14562742	75	2265000	65	1963000	75	2265000
Bamboo(ha)	299	26,298	7863102	35	92043	264	6942672	35	828387
Soil Conservation (Check dam)	10	1,20,000	1260000	600	60000	5	600000	5	600000
Total			15616102		2417043		9505672		3693387
Percentage %					2		78		20

11.5. 1. Rural Livelihood (Support for non-land based activities)

Activity	Unit Size	Total Units required		Villagers contribution		Units from Convergence			Units from IGDC		
		Physical	Financial (Rs.)	Cost per unit (Rs.)	Financial (Rs) *	Physical	Cost per unit (Rs.)	Financial (Rs.)	Physical	Cost per unit (Rs.)	Financial (Rs.)
Non-land based activities for JFMC to reduce NR dependency											
i)Piggy	4 female and 1 male	15	1096840	71910	287640	11	70,000	770000	4	9,800	39,200
ii)Goater through stall feeding	4 she-goat and 1 buck	10	75200	2000	8000	6	7,000	42000	4	6,300	25,200
iii)Poultry	10 chicken	12	101400	8800	88000	2	1,200	2400	10	1,100	11,000
iv)Milch cow through stall feeding	2 Milk cows in early stage of 2 nd /3 rd lactation	20	13,00,000	35560	0	26	50,000	13,00,000	0	19,098	0
Non-land based activities for SHG to reduce NR dependency											
i)Piggy	4 female and 1 male	15	1099000	0	0	10	70,000	1050000	5	9,800	49000
ii)Goater through stall feeding	4 she-goat and 1 buck	20	142600	2000	4000	18	7,000	126000	2	6,300	12,600
iii)Poultry	10 chicken	134	159500	1100	14,3,00	121	1,200	1,45,200	13	1,100	14,300
iv)Milk cow through stall feeding	2 Milch cows in early stage of 2 nd /3 rd lactation	3	1,50,000	35560	0	3	50,000	1,50,000	0	42,400	0

Total			4498390		387640			3585600			1,51,300
%					8.61			79.8			3.7

Horti plantation (Land based activities)

Activity	Total		Villagers contribution		Convergence			IGDC		
	Physical (ha)	Financial (Rs.)	Physical (mandays)	Financial (Rs.)*	Physical (ha)	Cost per ha. (Rs.)	Financial (Rs.)	Physical (ha)	Cost per ha. (Rs.)	Financial (Rs.)
Banana	20.00	1456260	0	0	20.00	72813	1456260	0	0	0
Coconut	112	1456000	0	0	112	13000	1456000	0	0	0
Pineapple	0.37	1803019.5	0	0	0.37	44000	1803019.5	0	0	0
Areca nut	41.90	628500	0	0	41.90	15000	628500	0	0	0
Papaya	43.00	107500	0	0	43.00	2500	107500	0	0	0
Total		5451280		0			5451280		0	

Note : * ii) The contribution by the villagers mostly in the form of daily wages has been estimated at the rate of Rs 100/ person / day; this is the minimum daily wage rate prevalent in the project area.

11.6. NR Governance

Activity	Total		Convergence			IGDC		
	Physical	Financial (Rs.)	Physical	Cost per pillar (Rs.)	Financial (Rs.)	Physical	Cost per pillar (Rs.)	Financial (Rs.)
GIS application (lump-sum)	1	10,000	0	0	0	1	-	10,000
Total		10,000			0			10,000
Percentage (%)					0			100

12. Employment generation

Para	Proposed health related interventions by the villagers					Funding	
	Health sub-centre		Regular health and immunization camp	Asha worker		Source	Amount (Rs.)
	Available	Required		Available	Required		
Balya kumar Royaga para	√		√	√		Health dept.	15,50,000

Activity	Total		Convergence		IGDC	
	Physical	Financial (Rs.)	Physical	Financial (Rs.)	Physical	Financial (Rs.)
Horti-forestry	60000.08	60000008	46275.8	4627580	13725	1372500
Bamboo	10820.25	1082025	4205.25	420525	6615	661500
Soil conservation and checkdam	10000	1000000	5000	500000	5000	500000
Horticulture						
Banana	273.6	27360	273.6	27360	0	0
Coconut	367.2	36720	367.2	36720	0	0
Areca nut	461.16	46116	461.16	46116	0	0
Total		62192229		5658301		2534000
Percentage %				9.10		4.08

i) Budgetary requirements for health and education

The budgetary requirements for health are Rs.3265000, and for education Rs. 3212000. These funds will be provided through convergence.

Subonya Royaga Para	×	√	√	√		Health dept.	1550000
Ratha kumar Royaga Para	×		√			Health dept.	55,000
Barendra Para	√		√	√		Health dept.	55,000
Sharat karbari Para	x		√	√		Health dept.	55,000
Total							32,65,000

Para	Proposed education related interventions by the villagers								Funding	
	High school		Primary school		Senior basic school		AWC		Source	Amount (Rs.)
	Availabl e	Require d	Availabl e	Require d	Availabl e	Require d	Availabl e	Require d		
Balya kumar Royaga para	X	x	×	√	√		√		Educati on dept	8,03,000
Subon ya Royaga Para	X		×		√		√		.	
Ratha kumar Royaga Para	√		√		×		√		Educati on dept.	8,03,000
Barend ra Para	X		x		×	√	√		Educati on dept.	8,03,000
Sharat karbari Para	x		√		×		√		Educati on dept.	8,03,000
Total										32,12,000

13. Phasing of Physical Activities

Activity	Total	Year-wise phasing of IGDC Component						Year-wise phasing of Convergence Component					
		Yea r 1	Year 2	Year 3	Year 4	Year 5	Year 6	Year 1	Year 2	Year 3	Year 4	Year 5	Year 6

Participatory Planning													
JFMC Community worker	12	12	0	0	0	0	0	0	0	0	0	0	0
NGO input for VDP preparation and implementation including JFMC CB for VDP	30	30	0	0	0	0	0	0	0	0	0	0	0
Material cost, office costs for VDP	1	1	0	0	0	0	0	0	0	0	0	0	0
JFMC meetings for VDP	50	50	0	0	0	0	0	0	0	0	0	0	0
JFMC signboard	1	1	0	0	0	0	0	0	0	0	0	0	0
TFD personnel GPS and mapping training for layers	9	9	0	0	0	0	0	0	0	0	0	0	0
GIS based treatment map preparation	3	3	0	0	0	0	0	0	0	0	0	0	0
Department frontline staff allowance	24	24	0	0	0	0	0	0	0	0	0	0	0
Capacity building													
JFMC formation,	5	5	0	0	0	0	0	0	0	0	0	0	0

activation													
SHG formation activation	12	12	0	0	0	0	0	0	0	0	0	0	0
TFD Input (allowances)	5	5	0	0	0	0	0	0	0	0	0	0	0
Capacity building for implementation of BDP	60	60	0	0	0	0	0	0	0	0	0	0	0
Long-term Weaving/ Carpenter/	720	0	0	0	0	0	0	0	720	0	0	0	0
Technical CB for SHGs (NRM based activities including value addition for SHG- (Mechanized agarbati stick making and Broom making)	480	480	0	0	0	0	0	0	0	0	0	0	0
Exposure visit for SHG member	112	60	52	0	0	0	0	0	0	0	0	0	0
Exposure visit for JFMC member	70	40	30	0	0	0	0	0	0	0	0	0	0
CB for local	4	4	0	0	0	0	0	0	0	0	0	0	0

leaders													
CB for VC official/Secretary	4	4	0	0	0	0	0	0	0	0	0	0	0
Capacity building for JFM village women	40	20	20	0	0	0	0	0	0	0	0	0	0
Seed money for 1st round SHG production													
i)Pigger y	2	2	0	0	0	0	0	0	0	0	0	0	0
ii)Goate ry	2	1	1	0	0	0	0	0	0	0	0	0	0
iii)Poult ry	6	0	6	0	0	0	0	0	0	0	0	0	0
JFMC level infrastru ctu re (EPA)													
i)Drinki ng water: sand filter	150	0	80	0	0	0	0	0	70	0	0	0	0
ii)Drinki ng water-Masonr y well	10	0	0	0	0	0	0	0	10	0	0	0	0
iii)Mark -III	1	0	0	0	0	0	0	0	1	0	0	0	0
iv) Govt. water supply	1	0	0	0	0	0	0	0	1	0	0	0	0
v)Check dam for drinking water (ha)	5	0	0	0	0	0	0	0	5	0	0	0	0
vi) Electrici ty-House	244	0	29	0	0	0	0	0	215	0	0	0	0

hold connecti on													
vii) Electricity-LT line(km)	4	0	0	0	0	0	0	0	4	0	0	0	0
ix) Road (km)	9	0	0	0	0	0	0	0	9	0	0	0	0
x) Health sub-center	1	0	0	0	0	0	0	0	1	0	0	0	0
xi)Health camp	9	0	0	0	0	0	0	0	9	0	0	0	0
Health camp	0	0	0	0	0	0	0	0	7	0	0	0	0
Minor equipment for value addition at village level/Revolving fund/seed money	1	0	1	0	0	0	0	0	0	0	0	0	0
Allocation of Land Rights													
Training on GPS methods and survey methods (person days)	50	10	40	0	0	0	0	0	0	0	0	0	0
Survey and demarcation (mandays)	750	0	750	0	0	0	0	0	0	0	0	0	0
Cost of pillars	600	0	600	0	0	0	0	0	0	0	0	0	0
Capacity building IGA-training on nursery, medicin	300	0	300	0	0	0	0	0	0	0	0	0	0

al plants etc(pers on days)													
Awareness raising among the allottees and committee members(person days)	75	0	0	0	0	0	0	0	0	0	0	0	0
Livelihood training(Piggery, fishery and Poultry) (person days)	750	0	250	250	250	0	0	0	0	0	0	0	0
Production of quality planning material for agri- / horti- /forestry species	1	0	1	0	0	0	0	0	0	0	0	0	0
Enhancing productivity of farming practices (lump-sum)	1	0	1	0	0	0	0	0	0	0	0	0	0
Forest certification model development(lump-sum)	1	0	1	0	0	0	0	0	0	0	0	0	0
Establishing close to nature forestry model	1	0	1	0	0	0	0	0	0	0	0	0	0

(lump-sum)													
Natural Resource Management													
Horti-forestry(ha)	2.08	0	0	0	0	0	0	0	2.08	0	0	0	0
Taungya(ha)	336.76	0	10	10	0	0	0	0	175	175	124	0	0
Bamboo(ha)	100	0	20	20	10	0	0	0	20	20	10	0	0
Soil Conservation (No. of check dams)	20	0	3	3	1	0		0	5	4	4	0	0
ANR(ha)	180	0	35	25	15	0	0	0	40	25	20	0	0
Rural Livelihood													
Non-land based activities for JFMC to reduce NR dependency													
Piggery	23	0	4	0	0	0	0	0	10	9	0	0	0
goatery through stall feeding	20	0	4	0	0	0	0	0	10	6	0	0	0
Poultry	180	0	10	0	0	0	0	0	70	70	30	0	0
Fishery	7	0	0	0	0	0	0	0	7	0	0	0	0
Non-land based activities for SHG to reduce NR dependency													
Piggery	15	0	0	0	0	0	0	0	5	5	5	0	0
goatery through stall feeding	20	0	2	0	0	0	0	0	9	9	0	0	0

Poultry	140	0	13	0	0	0	0	0	50	50	27	0	0
Fishery	1	0	1	0	0	0	0	0	0	0	0	0	0
Technical training (JFMC/SHG members)	140	0	50	40	0	0	0	0	0	0	0	0	0
Technical training (VC members)	48	0	48	0	0	0	0	0	0	0	0	0	0
Technical training (TFD staff)	15	0	15	0	0	0	0	0	0	0	0	0	0
Technical training (Technical Line Deptt. Staff)	15	0	15	0	0	0	0	0	0	0	0	0	0
Exposure visits in Tripura (JFMC/SHG members)	35	0	35	0	0	0	0	0	0	0	0	0	0
Exposure visits in India (TFD staff)	35	0	35	0	0	0	0	0	0	0	0	0	0
Exposure visits in India (Technical Line Deptt. staff)	35	0	35	0	0	0	0	0	0	0	0	0	0
Natural Resource Governance													
GIS application	1	0	1	0	0	0	0	0		0	0	0	0
Reserved Forest Boundar	300	0	300	0	0	0	0	0	0	0	0	0	0

y demarcation (No. of pillars)													
Support to Forest boundary mapping after RFR land allotment	1	1	0	0	0	0	0	0	0	0	0	0	0